

# **MWMS: 7th LA/Reading**

## **Mrs. Clark**



**Quarter 2:**  
**Learning Language Through Poetry**



# October 2018



SUN.	MON.	TUES.	WED.	THURS.	FRI.	SAT.
			1 Fall Break	2 Fall Break	3 Fall Break	4
7	8 No School	9	10	11	12	13
14	15	16 Mrs. Clark has a sub	17	18	19	20
21	22	23	24	25 Mrs. Clark has a sub	26	27
28	29	30	31	30	31	

**MONDAY, OCTOBER 15TH, 2018**

*“We don’t stop playing because we grow old; we grow old because we stop playing.”*

**– George Bernard Shaw**



# STANDARDS COVERED: MON., 10/15/18

7th Grade (2nd Period) (Mastery of 6th-8th Skills)	7th Grade (1st, 3rd, 4th, 5th, 6th Period) (Mastery of 7th Grade Skills)	7th Grade: Pre-AP (7th Period) (Mastery of 8th Grade Skills)
<ul style="list-style-type: none"><li>● <a href="#">CCSS.ELA-LITERACY.W.7.10</a> (On Demand Writing)</li><li>● <a href="#">CCSS.ELA-LITERACY.L.7.3.A</a> (Reading Probes: Choose Appropriate Language to eliminate wordiness)</li></ul>	<ul style="list-style-type: none"><li>● <a href="#">CCSS.ELA-LITERACY.W.7.10</a> (On Demand Writing)</li><li>● <a href="#">CCSS.ELA-LITERACY.RL.7.4</a> (Figurative Language Usage)</li></ul> <p>Reference: <a href="http://www.corestandards.org">http://www.corestandards.org</a></p>	<ul style="list-style-type: none"><li>● <a href="#">CCSS.ELA-LITERACY.W.7.10</a> (On Demand Writing)</li><li>● <a href="#">CCSS.ELA-LITERACY.SL.7.4</a> (Presentations Orally)</li><li>● <a href="#">CCSS.ELA-LITERACY.SL.7.5</a> (Giving Speech w/ Multimedia)</li><li>● <a href="#">CCSS.ELA-LITERACY.SL.8.5</a> (Visual Displays (i.e. in class demonstration))</li><li>● <a href="#">CCSS.ELA-LITERACY.RL.7.4</a> (Figurative Language Usage)</li></ul>

# Learning Target: 10/15/18 (Monday)

- **1st, 3rd, 4th, 5th, 6th Period:** I will learn how to effectively participate while using my auditory and visual learning skills to listen/see when figurative language is being used in popular songs. I will pre-test my knowledge to see my understanding for poetry for Quarter 2.
- **2nd Period:** I will work on my pre-test of identifying the different parts of speech in a sentence. I will work on my writing in my DWL sheets to practice writing complete sentences. I will begin testing my knowledge of word usage by probe-testing my vocabulary/reading comprehension.
- **7th Period:** I will actively listen during my classmates informational/process presentations. I will take notes over new topics I have learned during this time. I will learn how to effectively participate while using my auditory and visual learning skills to listen/see when figurative language is being used in popular songs.

# DWL: 10/15/18 (Mon)

## 1st, 3rd, 5th, 6th, 7th Period



### 8. Hey There Delilah - Plain White T's

Hey there Delilah what's it like in New York City  
I'm a thousand miles away  
But girl tonight you look so pretty, yes you do  
Times Square can't shine as bright as you, I  
swear it's true

### DWL: Monday, 10/15/18

**Directions:** For today's DWL, turn your sheet over and number 1-15. As you watch and listen to the songs, write down the figurative language you see/hear.

*You will hear the following:*

- Hyperbole
- Metaphor
- Personification
- Simile

[https://www.youtube.com/watch?v=5LzMTjAqYd4&list=RD5LzMTjAqYd4&start\\_radio=1&t=125](https://www.youtube.com/watch?v=5LzMTjAqYd4&list=RD5LzMTjAqYd4&start_radio=1&t=125)

# DWL: 10/15/18 (Mon)

## 2nd Period

MONDAY

In detail, write about someone who has impacted your life in a positive way. Be sure to describe how they've played a significant role in detail.



**Directions:** Respond to the following prompt inside of your binder. Practice on-demand writing. This means you will write until the timer goes off. Use LOTS of adjectives to describe how they played a significant role in your life.

3:00

# 1st, 3rd, 4th, 5th, 6th Period Classwork: 10/15/18 (Mon)



## Directions for Class:

- **New Assigned Seats for Quarter 2**
- **Bell Ringer:** Language Arts DWL on DWL sheets
  - Music: Figurative Language Seek & Find: Students will listen to the mashup of songs and try to figure out what types of figurative language they hear. They will number their responses in Monday's box.
    - [https://www.youtube.com/watch?v=5LzMTjAqYd4&list=RD5LzMTjAqYd4&start\\_radio=1&t=125](https://www.youtube.com/watch?v=5LzMTjAqYd4&list=RD5LzMTjAqYd4&start_radio=1&t=125)
  - Pair & Share
  - Whole Class Share
- **Pre-Test Figurative Language**
  - **Trade & grade:** Students will review their work in class to see where they stand in understanding figurative language and poetry. We will trade and grade in class to whole class share and see where all students stand. Students will keep in their purple folders to help them review prior to the final at the end of the quarter.
- **Exit Survey:** KWL Chart
  - Submit on Google Classroom



# 7th Period Classwork: 10/15/18 (Mon)

## Directions for Class:

- **New Assigned Seats for Quarter 2**
- **Bell Ringer:** Language Arts DWL on DWL sheets
  - Music: Figurative Language Seek & Find: Students will listen to the mashup of songs and try to figure out what types of figurative language they hear. They will number their responses in Monday's box.
    - [https://www.youtube.com/watch?v=5LzMTjAqYd4&list=RD5LzMTjAqYd4&start\\_radio=1&t=125](https://www.youtube.com/watch?v=5LzMTjAqYd4&list=RD5LzMTjAqYd4&start_radio=1&t=125)
  - Pair & Share
  - Whole Class Share
- **In-Class Presentations/Demonstrations:**
  - Students will complete the in-class presentations of their process essays. Students will take notes on their active listening sheets of the different things they learned from each presenter.
  - *Active Listening Sheets due at the end of the period after all presentations*

# 2nd Period Classwork: 10/15/18 (Mon)

## Directions for Class:

- **New Assigned Seats for Quarter 2**
- **Bell Ringer:** Language Arts DWL on DWL sheets
  - Whole Class Share
- **Identifying Parts of Speech Pre-Test:**
  - Students will review their work in class to see where they stand in understanding different parts of speech. We will trade and grade in class to whole class share and see where all students stand. Students will keep in their binders to help them review.
- **Reading Probe Testing: Day 1**
  - Students will take their first three-rounds of probe testing by taking their first probe test today, three minute timed reading to check their vocabulary/reading comprehension.

**TUESDAY, OCTOBER 16TH, 2018**

*“We don’t stop playing because we grow old; we grow old because we stop playing.”*

**– George Bernard Shaw**



# STANDARDS COVERED: Tues., 10/16/18

<b>7th Grade (2nd Period) (Mastery of 6th-8th Skills)</b>	<b>7th Grade (1st, 3rd, 4th, 5th, 6th Period) (Mastery of 7th Grade Skills)</b>	<b>7th Grade: Pre-AP (7th Period) (Mastery of 8th Grade Skills)</b>
<ul style="list-style-type: none"><li>● <a href="#">CCSS.ELA-LITERACY.W.7.10</a> (On Demand Writing)</li><li>● <a href="#">CCSS.ELA-LITERACY.L.7.3.A</a> (Reading Probes: Choose Appropriate Language to eliminate wordiness)</li></ul>	<ul style="list-style-type: none"><li>● <a href="#">CCSS.ELA-LITERACY.W.7.10</a> (On Demand Writing)</li><li>● <a href="#">CCSS.ELA-LITERACY.RL.7.4</a> (Figurative Language Usage)</li></ul> <p>Reference: <a href="http://www.corestandards.org">http://www.corestandards.org</a></p>	<ul style="list-style-type: none"><li>● <a href="#">CCSS.ELA-LITERACY.W.7.10</a> (On Demand Writing)</li><li>● <a href="#">CCSS.ELA-LITERACY.RL.7.4</a> (Figurative Language Usage)</li></ul>

# Learning Target: 10/16/18 (TUES)

- **1st, 3rd, 4th, 5th, 6th Period:** I will learn how to write and respond to a two part question in my DWL. I will work on my figurative language study guide booklet that is due at the beginning of the class period on Wednesday. I will use a search engine to assist in learning new figurative language words and explain the definition in my own writing followed by an example.
- **2nd Period:** I will work on my pre-test of identifying complete/incomplete sentences. I will work on my writing in my DWL sheets to practice writing complete sentences. I will begin testing my knowledge of word usage by probe-testing my vocabulary/reading comprehension.
- **7th Period:** I will learn how to write and respond to a two part question in my DWL. I will work on my figurative language study guide booklet that is due at the beginning of the class period on Wednesday. I will use a search engine to assist in learning new figurative language words and explain the definition in my own writing followed by an example.



# DWL: 10/16/18 (TUES)

## 2nd Period

**TUESDAY**

"NO MAN HAS A GOOD ENOUGH MEMORY TO BE  
A SUCCESSFUL LIAR" -ABRAHAM LINCOLN

Do you agree or disagree with this quote?  
Write about a time that you've lied.

**Directions:** Respond to the following prompt inside of your binder. Practice on-demand writing. This means you will write until the timer goes off. Use LOTS of adjectives to describe this instance.

- \*Independent Write
- \*Whole Class Share

**3:00**

# 1st, 3rd, 4th, 5th, 6th, 7TH Period Classwork: 10/16/18 (TUES)



## Directions for Class:

- **Bell Ringer:** Language Arts DWL on DWL sheets
  - Write independently in DWL sheet.
- **Figurative Language Study Booklet: Day 1 (Due 10/18 @ beginning of class)**
  - This booklet will be collected at the beginning of the class period on 10/18. This booklet will be returned back to you on Monday, 10/22. This booklet will be your study guide and go-to-guide while we study and analyze poetry. The different types of figurative language will help you to understand the use of words in poetry. You will need to write the definition in your own words, create two examples using this figurative language in complete sentences, and draw/color a picture/symbol to help you remember this figurative language. Each page is worth 7 points. This assignment is worth a total of 120 points (½ point for name & ½ point for class period on cover).



# 2nd Period Classwork: 10/16/18 (TUES)

## Directions for Class:

- **New Assigned Seats for Quarter 2**
- **Bell Ringer:** Language Arts DWL on DWL sheets in their binders
  - Whole Class Share
- **Pre-Test Identifying Complete Sentences:**
  - Students will review their work in class to see where they stand in understanding sentence fragments versus complete sentences. We will trade and grade in class to whole class share and see where all students stand. Students will keep in their binders to help them review.
- **Reading Probe Testing: Day 2**
  - Students will take their first three-rounds of probe testing by taking their SECOND probe test today, three minute timed reading to check their vocabulary/reading comprehension.
- **Practice Identifying Complete Sentences Using Game Posted to Google Classroom:**
  - <https://www.turtlediary.com/game/identify-correct-punctuation.html>

**WEDNESDAY, OCTOBER 17TH, 2018**

*“We don’t stop playing because we grow old; we grow old because we stop playing.”*

**– George Bernard Shaw**



# STANDARDS COVERED: Wedn., 10/17/18

7th Grade (2nd Period) (Mastery of 6th-8th Skills)	7th Grade (1st, 3rd, 4th, 5th, 6th Period) (Mastery of 7th Grade Skills)	7th Grade: Pre-AP (7th Period) (Mastery of 8th Grade Skills)
<ul style="list-style-type: none"><li>● <a href="#">CCSS.ELA-LITERACY.W.7.10</a> (On Demand Writing)</li><li>● <a href="#">CCSS.ELA-LITERACY.L.7.3.A</a> (Reading Probes: Choose Appropriate Language to eliminate wordiness)</li><li>● <a href="#">CCSS.ELA-LITERACY.L.7.6</a> (Using grade appropriate words in writing to form a complete sentence)</li></ul>	<ul style="list-style-type: none"><li>● <a href="#">CCSS.ELA-LITERACY.W.7.10</a> (On Demand Writing)</li><li>● <a href="#">CCSS.ELA-LITERACY.RL.7.4</a> (Figurative Language Usage)</li><li>● <a href="#">CCSS.ELA-LITERACY.L.7.5</a> (Demonstrates understanding of Figurative Language in words)</li></ul> <p>Reference: <a href="http://www.corestandards.org">http://www.corestandards.org</a></p>	<ul style="list-style-type: none"><li>● <a href="#">CCSS.ELA-LITERACY.W.7.10</a> (On Demand Writing)</li><li>● <a href="#">CCSS.ELA-LITERACY.RL.7.4</a> (Figurative Language Usage)</li><li>● <a href="#">CCSS.ELA-LITERACY.L.7.5</a> (Demonstrates understanding of Figurative Language in words)</li></ul>

# Learning Target: 10/17/18 (WED)

- **1st, 3rd, 4th, 5th, 6th Period:** I will learn how to write and respond to a two part question in my DWL. I will work on my figurative language study guide booklet that is due at the beginning of the class period on Wednesday. I will use a search engine to assist in learning new figurative language words and explain the definition in my own writing followed by an example. I will turn in my completed project. I will take Cornell Notes over Figurative Language use in poetry.
- **2nd Period:** I will work on my pre-test of identifying complete/incomplete sentences. I will work on my writing in my DWL sheets to practice writing complete sentences. I will begin testing my knowledge of word usage by probe-testing my vocabulary/reading comprehension.
- **7th Period:** I will learn how to write and respond to a two part question in my DWL. I will work on my figurative language study guide booklet that is due at the beginning of the class period on Wednesday. I will use a search engine to assist in learning new figurative language words and explain the definition in my own writing followed by an example. I will turn in my completed project. I will take Cornell Notes over Figurative Language use in poetry.

# DWL: 10/17/18 (WED)

## 1st, 3rd, 5th, 6th, 7th Period



### WORD OF THE WEEK

FECKLESS

Part of Speech: \_\_\_\_\_

Definition: \_\_\_\_\_

\_\_\_\_\_

\_\_\_\_\_

Sentence: \_\_\_\_\_

\_\_\_\_\_

\_\_\_\_\_

\_\_\_\_\_

\_\_\_\_\_

\_\_\_\_\_



DWL: 10/17/18

**Directions:** For today's DWL, in Wednesday's box, you will write our word of the week "Feckless" and then define the word and use that word in a complete sentence. You will have four minutes to do the previously mentioned.

# DWL: 10/17/18 (WED)

## 2nd Period

WEDNESDAY

I like cooking my family  
and pets.

Use commas.  
Don't be a psycho.



someecards  
user card

**Directions:** Respond to the following prompt inside of your binder. Practice on-demand writing. This means you will have two minutes to **CIRCLE** the mistake(s) in the sentence and rewrite the sentence so that it is correct.

- \*Independent Write
- \*Whole Class Share



2:00

Explain the typo in the image above. Then, re-write the sentence with the correct comma placement.

---

---

---

---

---

# 1st, 3rd, 4th, 5th, 6th, 7TH Period Classwork: 10/17/18 (WED)



## Directions for Class:

- **Bell Ringer:** Language Arts DWL on DWL sheets
  - Pair & Share
  - Whole Class Share
- **Figurative Language Study Booklet: Day 2 (Due 10/18 @ beginning of class)**
  - Students have **15 minutes in-class** to work on this. If they do not finish in these fifteen minutes, it is to be completed for homework, due at the beginning of class on 10/18 in the student station turn in tray.
    - This booklet will be collected at the beginning of the class period on 10/18. This booklet will be returned back to you on Monday, 10/22. This booklet will be your study guide and go-to-guide while we study and analyze poetry. The different types of figurative language will help you to understand the use of words in poetry.
- **MAJOR Lesson: Poetry**
  - **Mini Lessons: Figurative Language, Sound Devices, and Form**
    - Cornell Notes Day 1: Identifying Figurative Language mini lesson of Simile, Personification, and Imagery in Cornell Notes in Journal
      - **Deeper Focus on Imagery: In Class Review**
        - Focus on Imagery through Art in Journals

# 2nd Period Classwork: 10/17/18 (WED)

## Directions for Class:

- **New Assigned Seats for Quarter 2**
- **Bell Ringer:** Language Arts DWL on DWL sheets
  - Whole Class Share
- **Pre-Test Identifying Missing Punctuation:**
  - Students will review their work in class to see where they stand in understanding punctuation versus in sentences. We will trade and grade in class to whole class share and see where all students stand. Students will keep in their binders to help them review.
    - Commas: Mini Lessons
- **Reading Probe Testing: Day 3**
  - Students will take their first three-rounds of probe testing by taking their THIRD probe test today, three minute timed reading to check their vocabulary/reading comprehension.
- **Practice Identifying Complete Sentences Using Game:**
  - <https://www.turtlediary.com/game/identify-correct-punctuation.html>



**Thursday, OCTOBER 18TH, 2018**

*“We don’t stop playing because we grow old; we grow old because we stop playing.”*

**– George Bernard Shaw**



# STANDARDS COVERED: Thurs., 10/17/18

7th Grade (2nd Period) (Mastery of 6th-8th Skills)	7th Grade (1st, 3rd, 4th, 5th, 6th Period) (Mastery of 7th Grade Skills)	7th Grade: Pre-AP (7th Period) (Mastery of 8th Grade Skills)
<ul style="list-style-type: none"><li>● <a href="#">CCSS.ELA-LITERACY.W.7.10</a> (On Demand Writing)</li><li>● <a href="#">CCSS.ELA-LITERACY.L.7.2</a> (Using correct grammar)</li><li>● <a href="#">CCSS.ELA-LITERACY.L.7.2.A</a> (Understanding comma rules)</li><li>● <a href="#">CCSS.ELA-LITERACY.L.7.6</a> (Using grade appropriate words in writing to form a complete sentence)</li></ul>	<ul style="list-style-type: none"><li>● <a href="#">CCSS.ELA-LITERACY.W.7.10</a> (On Demand Writing)</li><li>● <a href="#">CCSS.ELA-LITERACY.RL.7.4</a> (Figurative Language Usage)</li><li>● <a href="#">CCSS.ELA-LITERACY.L.7.5</a> (Demonstrates understanding of Figurative Language in words)</li></ul> <p>Reference: <a href="http://www.corestandards.org">http://www.corestandards.org</a></p>	<ul style="list-style-type: none"><li>● <a href="#">CCSS.ELA-LITERACY.W.7.10</a> (On Demand Writing)</li><li>● <a href="#">CCSS.ELA-LITERACY.RL.7.4</a> (Figurative Language Usage)</li><li>● <a href="#">CCSS.ELA-LITERACY.L.7.5</a> (Demonstrates understanding of Figurative Language in words)</li></ul>

# Learning Target: 10/18/18 (THURS)

- **1st, 3rd, 4th, 5th, 6th Period:** I will learn how to write and respond to a two part question in my DWL. I will take notes over Sound Devices in poetry, glue the additional information sheet into my journal, and pre-test myself over sound devices on Quizlet. I will demonstrate knowledge of sound devices on my independent worksheet using my own Cornell Notes to reference.
- **2nd Period:** I will work on understanding the rules of comma usage. I will work on my writing in my DWL sheets to practice writing complete sentences. I will begin testing my knowledge of complete/incomplete sentences by actively identifying and producing complete sentences in the Turtle Diary game.
- **7th Period:** I will learn how to write and respond to a two part question in my DWL. I will work on my figurative language study guide booklet that is due at the beginning of the class period on Thursday. I will use a search engine to assist in learning new figurative language words and explain the definition in my own writing followed by an example. I will take notes over Sound Devices in poetry, glue the additional information sheet into my journal, and pre-test myself over sound devices on Quizlet. I will demonstrate knowledge of sound devices on my independent worksheet using my own Cornell Notes to reference.

# DWL: 10/18/18 (THURS)

## 1st, 3rd, 5th, 6th, 7th Period



### Figurative LANGUAGE

Definition:

---

---

---

---

Create an Example:

---

---

---

---

ASSONANCE

DWL: 10/18/18

**Directions:** For today's DWL, in Thursday's box, you will write our figurative language word of the week "Assonance" and then define the word and show how assonance is used in a second sentence. You will have four minutes to do the previously mentioned. You may use a search engine to assist you.

**4:00**

# DWL: 10/18/18 (THURS)

## 2nd Period



THURSDAY

What is the most stressful thing about school, in your opinion? Describe what causes your stress and how you cope with the stress. What do you think the student in the picture is stressed about?

---

---

---

---

---

**Directions:** Respond to the following prompt inside of your binder. Practice on-demand writing. This means you will have two minutes to explain your opinion and how you cope. Next, create a reason why the student is stressed.

- \*Independent Write
- \*Whole Class Share

2:00

# 1st, 3rd, 4th, 5th, 6th, 7TH Period Classwork: 10/18/18 (THURS)



## Directions for Class:

- **Bell Ringer:** Language Arts DWL on DWL sheets
  - Pair & Share
  - Whole Class Share
- **Figurative Language Study Booklet: (Due 10/18 @ beginning of class)**
  - Due at the beginning of the class period on 10/18. This booklet will be returned back to you on Monday, 10/22. This booklet will be your study guide and go-to-guide while we study and analyze poetry. The different types of figurative language will help you to understand the use of words in poetry.
- **MAJOR Lesson: Poetry**
  - **Mini Lessons: Figurative Language, Sound Devices, and Form**
    - Day 2: Identifying **SOUND DEVICES** mini lesson of Onomatopoeia, Alliteration, Repetition, Consonance, Assonance, and Rhyme in Cornell Notes in Journal
    - **Worksheets Review**
      - In class review & trade & grade
    - Staple Study Guide into Journals for Help with Sound Devices
      - Highlight Important Features in Notes
    - Quizlet Review Sound Devices: [https://www.michigan.gov/documents/THE\\_SOUNDS\\_OF\\_POETRY\\_33553\\_7.pdf](https://www.michigan.gov/documents/THE_SOUNDS_OF_POETRY_33553_7.pdf)  
[https://quizlet.com/\\_5g6kny](https://quizlet.com/_5g6kny)

# 2nd Period Classwork: 10/18/18 (THURS)

## Directions for Class:

- **New Assigned Seats for Quarter 2**
- **Bell Ringer:** Language Arts DWL on DWL sheets
  - Whole Class Share
- **MINI LESSON: Comma Usage Day 2**
  - **Comma Packet in Binders: Finish Packet**
    - Students will continue to read and complete exercises of the comma rules to demonstrate understanding of their knowledge of when to use commas. Students will check their own work and annotate their own notes.
- **Practice Identifying Complete Sentences Using Game:**
  - <https://www.turtlediary.com/game/identify-correct-punctuation.html>

**FRIDAY, OCTOBER 19TH, 2018**

*“We don’t stop playing because we grow old; we grow old because we stop playing.”*

**– George Bernard Shaw**





# STANDARDS COVERED: FRI., 10/18/18

7th Grade (2nd Period) (Mastery of 6th-8th Skills)	7th Grade (1st, 3rd, 4th, 5th, 6th Period) (Mastery of 7th Grade Skills)	7th Grade: Pre-AP (7th Period) (Mastery of 8th Grade Skills)
<ul style="list-style-type: none"><li>● <a href="#">CCSS.ELA-LITERACY.W.7.10</a> (On Demand Writing)</li><li>● <a href="#">CCSS.ELA-LITERACY.L.7.2</a> (Using correct grammar)</li><li>● <a href="#">CCSS.ELA-LITERACY.L.7.2.A</a> (Understanding comma rules)</li><li>● <a href="#">CCSS.ELA-LITERACY.L.7.6</a> (Using grade appropriate words in writing to form a complete sentence)</li></ul>	<ul style="list-style-type: none"><li>● <a href="#">CCSS.ELA-LITERACY.W.7.10</a> (On Demand Writing)</li><li>● <a href="#">CCSS.ELA-LITERACY.RL.7.4</a> (Figurative Language Usage)</li><li>● <a href="#">CCSS.ELA-LITERACY.L.7.5</a> (Demonstrates understanding of Figurative Language in words)</li></ul> <p>Reference: <a href="http://www.corestandards.org">http://www.corestandards.org</a></p>	<ul style="list-style-type: none"><li>● <a href="#">CCSS.ELA-LITERACY.W.7.10</a> (On Demand Writing)</li><li>● <a href="#">CCSS.ELA-LITERACY.RL.7.4</a> (Figurative Language Usage)</li><li>● <a href="#">CCSS.ELA-LITERACY.L.7.5</a> (Demonstrates understanding of Figurative Language in words)</li></ul>

# Learning Target: 10/19/18 (FRI)

- **1st, 3rd, 4th, 5th, 6th Period:** I will learn how to write and respond to a two part question in my DWL. I will test my knowledge of all figurative language learned this week and show understanding by passing my ten question pop quiz. I will review figurative language understanding by participating in a Quest to earn figurative language points on the interactive internet game OR I will participate in the “Figure It Out” game to show I can identify what type of figurative language it is in writing.
- **2nd Period:** I will work on my challenge sheet where I test my new knowledge of comma rules and apply them. I will work on my writing in my DWL sheets to practice writing complete sentences. I will work with an elbow partner to build my sight word vocabulary by participating in compound word hangman.
- **7th Period:** I will learn how to write and respond to a two part question in my DWL. I will review the in-class handout demonstrating understanding of my own work with sound devices in writing. I will test my knowledge of all figurative language learned this week and show understanding by passing my ten question pop quiz. I will review figurative language understanding by participating in a Quest to earn figurative language points on the interactive internet game OR I will participate in the “Figure It Out” game to show I can identify what type of figurative language it is in writing.

# DWL: 10/19/18 (FRI)

## 1st, 3rd, 5th, 6th, 7th Period



**FRIDAY**

**CRITICAL**  
*Thinking*

Explain the reasoning behind the difficulty of admitting you are wrong. Why is it so challenging? Explain.

---

---

---

---

---

---

---

---

SOMETHING I LEARNED THIS WEEK:

**List:** Three bullets of items learned

- *Item A*
- *Item B*
- *Item C*

Or

**Sentence:** Complete sentence explaining three items learned

*I learned item A, item B, and Item C.*

DWL: 10/19/18

**Friday Directions:**  
For today's DWL, in Friday's box, you will answer the question in one sentence and explain in a second sentence.

# DWL: 10/19/18 (FRI)

## 2nd Period

FRIDAY

OPINIONS

*Matter*

CHOOSE YOUR STANCE ON THE FOLLOWING TOPIC:

HUMAN CLONING

SOMETHING I LEARNED THIS WEEK:



Using evidence to support your stance on the above topic, describe why you agree or disagree with [the cloning of humans](#).

**Directions:** Respond to the following prompt inside of your binder. Practice on-demand writing. This means you will have two minutes to choose your stance on the following topic and respond in 2 complete sentences. 1 sentence tells your stance. The second explains why.

- \*Independent Write
- \*Whole Class Share

2:00

# 1st, 3rd, 4th, 6th, 7TH Period Classwork: 10/19/18 (FRI)



## Directions for Class:

- **Bell Ringer:** Language Arts DWL on DWL sheets
  - Pair & Share
  - Whole Class Share
  - Turn in for quick grade
- **Review Classwork Handout from Yesterday:** Trade & Grade (6th & 7th Period)
- **POETRY POP QUIZ: TEN QUESTION OPEN NOTE QUIZ**
  - *Students will take a ten question open-note pop quiz to check understanding of new terms learned this week.*
- **Figure It Out Friday Game for Figurative Language**
  - <http://www.montgomery.k12.ky.us/userfiles/1890/Classes/20988/FigurativeLanguageCardGame.pdf>
  - This fast-paced, fun card game allows students to practice working with the figurative language concepts of simile, metaphor, hyperbole, personification, onomatopoeia, alliteration, and irony. The printable card set includes 40 great examples of figurative language in context, 10 ZAP! cards, an answer key, and an instruction sheet. During game play students must correctly identify the figurative language type as they compete to get rid of their stack of cards and avoid getting “Zapped!”

# 5th Period Classwork: 10/19/18 (FRI)

## Directions for Class:

- **Bell Ringer:** Language Arts DWL on DWL sheets
  - Pair & Share
  - Whole Class Share
  - Turn in for quick grade
- **Assign students to their quick groups for Figurative Language Station Learning**

### **Group 1:**

Faith  
Josh  
Serenity

### **Group 2:**

Jasmyne  
Bryce  
Sam

### **Group 3:**

Cadence  
Nathaniel  
Jessica

### **Group 4:**

Laura  
Christian  
Baelin

### **Group 5:**

Lilly Smith  
Robert Ruzicka  
Jude

### **Group 6:**

Lacie  
Cheyenne  
Tylan

### **Group 7:**

Jahonna  
Tammy  
Kaitlyn

# 5th Period Classwork: 10/19/18 (FRI)

- Station 1: A-Z Alliteration Book
- Station 2: Personification Box
- Station 3: Hyperbole Makeover
- Station 4: Quizlet Matching Fig. Language Chromebooks
- Station 5: Simile Spinners
- Station 6: Wacky Libs Onomatopoeia
- Station 7: Ereading "Orpheus Quest" Fig. Lang. Game SmartBoard (take turns)

<https://ereadinggames.com/orpheus/>

**\*\*EACH GROUP WILL TAKE 5 MINUTES IN EACH STATION AND ROTATE TO THE NEXT STATION (IF THEY WERE AT 1, THEY WOULD GO TO 2, 2 to 3, etc.)**



## Group 1:

Faith  
Josh  
Serenity

## Group 2:

Jasmyne  
Bryce  
Sam

## Group 3:

Cadence  
Nathaniel  
Jessica

## Group 4:

Laura  
Christian  
Baelin

## Group 5:

Lilly Smith  
Robert Ruzicka  
Jude

## Group 6:

Lacie  
Cheyenne  
Tylan

## Group 7:


Jahonna  
Tammy  
Kaitlyn

A digital timer with a colorful, abstract background. The numbers "5:00" are displayed in a large, white, bold font with a black outline.

# 2nd Period Classwork: 10/19/18 (FRI)

## Directions for Class:

- **REMINDER: New Assigned Seats for Quarter 2**
- **Bell Ringer:** Language Arts DWL on DWL sheets
  - Whole Class Share
- **Comma Usage**
  - **Challenge:** Students completed the comma usage review challenge by working independently on the challenge worksheet in their binders for five minutes Students whole class reviewed their work in their binders and self-edited their errors.
- **Vocabulary Building:** Students worked with partners to complete Compound Word Hangman to learn new vocabulary “sight” words to spell.
- **Practice Identifying Complete Sentences Using Game:**
  - <https://www.turtlediary.com/game/identify-correct-punctuation.html>





# Monday, October 22nd, 2018

*“We don’t stop playing because we grow old; we grow old because we stop playing.”*

**– George Bernard Shaw**



# STANDARDS COVERED: 10/22/18

<b>7th Grade (2nd Period) (Mastery of 6th-8th Skills)</b>	<b>7th Grade (1st, 3rd, 4th, 5th, 6th Period) (Mastery of 7th Grade Skills)</b>	<b>7th Grade: Pre-AP (7th Period) (Mastery of 8th Grade Skills)</b>
<p><u>CCSS.ELA-LITERACY.L.7.2.B</u> <u>CCSS.ELA-LITERACY.L.7.2</u> <u>CCSS.ELA-LITERACY.W.6.5</u></p>	<ul style="list-style-type: none"><li>● <u>CCSS.ELA-LITERACY.RI.7.10</u></li><li>● <u>CCSS.ELA-LITERACY.RI.7.6</u></li><li>● <u>CCSS.ELA-LITERACY.SL.7.1</u></li><li>● <u>CCSS.ELA-LITERACY.L.7.2</u></li><li>● <u>CCSS.ELA-LITERACY.L.7.5</u></li><li>● <u>CCSS.ELA-LITERACY.RI.7.5</u></li></ul> <p>Reference: <a href="http://www.corestandards.org">http://www.corestandards.org</a></p>	<p><u>CCSS.ELA-LITERACY.SL.8.1</u> <u>CCSS.ELA-LITERACY.L.7.1</u> <u>CCSS.ELA-LITERACY.L.7.2.B</u> <u>CCSS.ELA-LITERACY.L.7.2</u> <u>CCSS.ELA-LITERACY.L.7.5</u> <u>CCSS.ELA-LITERACY.RI.7.5</u></p>

# Learning Target: 10/22/18

- **1st, 3rd, 4th, 5th, 6th Period:** I will learn how to write and respond to a two part question in my DWL. I will turn in my rubric for my major poetry writing project to demonstrate that I know expectations for this assignment. I will work on my figurative language study guide booklet that is due at the beginning of the class period on Wednesday.
- **2nd Period:** I will work on my pre-test of identifying complete/incomplete sentences. I will work on my writing in my DWL sheets to practice writing complete sentences. I will begin testing my knowledge of word usage by probe-testing my vocabulary/reading comprehension.
- **7th Period:** I will learn how to write and respond to a two part question in my DWL. I will work on my figurative language study guide booklet that is due at the beginning of the class period on Wednesday. I will use a search engine to assist in learning new figurative language words and explain the definition in my own writing followed by an example.


# DWL: 10/22/18 (MON) 1st, 3rd, 5th, 6th, 7th Period



**MONDAY**

## FAMOUS INSPIRATION

Read and respond to the quote. Do you agree or disagree with the quote? How can the quote relate to or impact YOUR life?



“To be or not to be, that is the question.” –William Shakespeare

**3:00**

DWL: 10/22/18

Monday Directions:  
For today’s DWL, in Monday’s box, you will answer the question in one sentence and explain in a second sentence.

# DWL: 10/22/18 (MON)

## 2nd Period



**MONDAY**

How do you celebrate Halloween? What meaning does the holiday hold for you? Explain your answer using complete sentences.

---

---

---

---

---

---

---

---

---

---

DWL: 10/22/18

**Monday Directions:**  
For today's DWL, in Monday's box, you will answer the questions in one sentence each and explain in a third sentence.

# 1st, 3rd, 4th, 6th, 7th Period Classwork: 10/22/18 (Mon)




## Directions for Class:

- **Get Setup on Quarter 2 Google Classroom**
  - Students will sign up with new codes for Quarter 2 Classroom
- **Bell Ringer: Language Arts DWL on DWL sheets**
  - Pair & Share
  - Whole Class Share
  - DWL for Quarter 2 is practicing typing. DWL will be turned in on Google Classroom.
- **POETRY POP QUIZ: TEN QUESTION OPEN NOTE QUIZ**
  - *Students will take a ten question open-note pop quiz to check understanding of new terms learned this past week on Google Classroom*
    - *Review whole class answers*
- **Note-Taking Day 3: Form**
  - Students will take Cornell Notes over the forms in poetry. These forms will assist them in their quarter 2 poetry project in developing their own poems and reading poetry.

# 2nd Period Classwork: 10/22/18 (Mon)

## Directions for Class:

- **REMINDER: New Assigned Seats for Quarter 2**
- **Bell Ringer:** Language Arts DWL on DWL sheets
  - Whole Class Share
- **Moby Max:**
  - **Reading Level Assessment: Benchmark Placer**
    - Returning students will take the benchmark placer to determine growth from September. New students will take the benchmark placer to determine their current reading level.
- **Practice Identifying Complete Sentences Using Game:**
  - <https://www.turtlediary.com/game/identify-correct-punctuation.html>



# 5th Period Classwork: 10/22/18

## Directions for Class:

- **Bell Ringer:** Language Arts DWL on DWL sheets
  - Pair & Share
  - Whole Class Share
  - Turn in for quick grade
- **Assign students to their quick groups for Figurative Language Station Learning**
  - **Finish Station Learning from Friday**

### **Group 1:**

Faith  
Josh  
Serenity

### **Group 2:**

Jasmyne  
Bryce  
Sam

### **Group 3:**

Cadence  
Nathaniel  
Jessica

### **Group 4:**

Laura  
Christian  
Baelin

### **Group 5:**

Lilly Smith  
Robert Ruzicka  
Jude

### **Group 6:**

Lacie  
Cheyenne  
Tylan

### **Group 7:**

Jahonna  
Tammy  
Kaitlyn



# 5th Period Classwork: 10/22/18

- Station 1: A-Z Alliteration Book
- Station 2: Personification Box
- Station 3: Hyperbole Makeover
- Station 4: Quizlet Matching Fig. Language Chromebooks
- Station 5: Simile Spinners
- Station 6: Wacky Libs Onomatopoeia
- Station 7: Ereading "Orpheus Quest" Fig. Lang. Game SmartBoard (take turns)

<https://ereadinggames.com/orpheus/>

**\*\*EACH GROUP WILL TAKE 5 MINUTES IN EACH STATION AND ROTATE TO THE NEXT STATION (IF THEY WERE AT 1, THEY WOULD GO TO 2, 2 to 3, etc.)**



## Group 1:

Faith  
Josh  
Serenity

## Group 2:

Jasmyne  
Bryce  
Sam

## Group 3:

Cadence  
Nathaniel  
Jessica

## Group 4:

Laura  
Christian  
Baelin

## Group 5:

Lilly Smith  
Robert Ruzicka  
Jude

## Group 6:

Lacie  
Cheyenne  
Tylan

## Group 7:

Jahonna  
Tammy  
Kaitlyn

**5:00**

# Tuesday, October 23rd, 2018

*“We don’t stop playing because we grow old; we grow old because we stop playing.”*

**– George Bernard Shaw**



# STANDARDS COVERED: 10/23/18

<b>7th Grade (2nd Period) (Mastery of 6th-8th Skills)</b>	<b>7th Grade (1st, 3rd, 4th, 5th, 6th Period) (Mastery of 7th Grade Skills)</b>	<b>7th Grade: Pre-AP (7th Period) (Mastery of 8th Grade Skills)</b>
<p><u>CCSS.ELA-LITERACY.L.7.2.B</u> <u>CCSS.ELA-LITERACY.L.7.2</u> <u>CCSS.ELA-LITERACY.W.6.5</u></p>	<ul style="list-style-type: none"><li>• <u>CCSS.ELA-LITERACY.RI.7.10</u></li><li>• <u>CCSS.ELA-LITERACY.RI.7.6</u></li><li>• <u>CCSS.ELA-LITERACY.SL.7.1</u></li><li>• <u>CCSS.ELA-LITERACY.L.7.2</u></li><li>• <u>CCSS.ELA-LITERACY.L.7.5</u></li><li>• <u>CCSS.ELA-LITERACY.RI.7.5</u></li></ul> <p>Reference: <a href="http://www.corestandards.org">http://www.corestandards.org</a></p>	<p><u>CCSS.ELA-LITERACY.SL.8.1</u> <u>CCSS.ELA-LITERACY.L.7.1</u> <u>CCSS.ELA-LITERACY.L.7.2.B</u> <u>CCSS.ELA-LITERACY.L.7.2</u> <u>CCSS.ELA-LITERACY.L.7.5</u> <u>CCSS.ELA-LITERACY.RI.7.5</u></p>

# Learning Target: 10/23/18

- **1st, 3rd, 4th, 5th, 6th Period:** I will learn how to write and respond to a two part question in my DWL. I will turn in my rubric for my major poetry writing project to demonstrate that I know expectations for this assignment. I will work on my figurative language study guide booklet that is due at the beginning of the class period on Wednesday.
- **2nd Period:** I will work on my pre-test of identifying complete/incomplete sentences. I will work on my writing in my DWL sheets to practice writing complete sentences. I will begin testing my knowledge of word usage by probe-testing my vocabulary/reading comprehension.
- **7th Period:** I will learn how to write and respond to a two part question in my DWL. I will work on my figurative language study guide booklet that is due at the beginning of the class period on Wednesday. I will use a search engine to assist in learning new figurative language words and explain the definition in my own writing followed by an example.

**DWL: 10/23/18 (Tues)**  
**1st, 3rd, 5th, 6th, 7th Period**



Word of the Week:

"Levity"

Definition:

Use in a Sentence:

Part of Speech:



DWL: 10/23/18

Tuesday Directions:  
For today's DWL, in Monday's box, you will answer the question in one sentence and explain in a second sentence.

# DWL: 10/23/18 (Tues)

## 2nd Period

### TUESDAY

"TOO MUCH AGREEMENT KILLS A CHAT." -  
ELDRIDGE CLEAVER

Do you agree or disagree with this quote?  
Explain your reasoning below.

---

---

---

---

---

---

---

---

DWL: 10/23/18

Tuesday Directions:  
For today's DWL, in Tuesday's box, you will answer the questions in one sentence each and explain in a second sentence.




**3:00**

# 2nd Period Classwork: 10/23/18 (TUES)

## Directions for Class:

- **REMINDER: New Assigned Seats for Quarter 2**
- **New Class Codes for Quarter 2: Google Classroom**
- **Bell Ringer:** Language Arts DWL on DWL sheets
  - Whole Class Share
- **Rise & Shine: Reading Comprehension (Packet inside of binders)**
  - Whole Class Practice “The Adventures of Reddy Fox”
  - Independent Practice “Chief Joseph”
- **Practice Identifying Complete Sentences Using Game:**
  - <https://www.turtlediary.com/game/identify-correct-punctuation.html>



# 1st, 3rd, 4th, 5th, 6th, 7th Period

## Classwork: 10/23/18 (Tues)



### Directions for Class:

- **Get Setup on Quarter 2 Google Classroom**
  - Students will sign up with new codes for Quarter 2 Classroom
- **Bell Ringer: Language Arts DWL on DWL sheets**
  - Pair & Share
  - Whole Class Share
  - DWL for Quarter 2 is practicing typing. DWL will be turned in on Google Classroom.
- **ASBENT KIDS: FROM YESTERDAY 10/22**
  - ***POETRY POP QUIZ: TEN QUESTION OPEN NOTE QUIZ***
    - *Students will take a ten question open-note pop quiz to check understanding of new terms learned this past week on Google Classroom*
- **Note-Taking Day 3: Form**
  - Students will take Cornell Notes over the forms in poetry. These forms will assist them in their quarter 2 poetry project in developing their own poems and reading poetry. Forms will cover Haiku, Couplet, Quatrain, etc.
- **Model-Read & Analyze Poem Together: Whole Class Classwork on Google Classroom**
- **Independent: Read & Analyze Poem for it's figurative language**
  - <https://www.ereadingworksheets.com/figurative-language/figurative-language-poems-with-questions/>



# Wednesday, October 24TH 2018

*“We don’t stop playing because we grow old; we grow old because we stop playing.”*

**– George Bernard Shaw**



# STANDARDS COVERED: 10/24/18

<b>7th Grade (2nd Period) (Mastery of 6th-8th Skills)</b>	<b>7th Grade (1st, 3rd, 4th, 5th, 6th Period) (Mastery of 7th Grade Skills)</b>	<b>7th Grade: Pre-AP (7th Period) (Mastery of 8th Grade Skills)</b>
<p><u>CCSS.ELA-LITERACY.L.7.2.B</u> <u>CCSS.ELA-LITERACY.L.7.2</u> <u>CCSS.ELA-LITERACY.W.6.5</u></p>	<ul style="list-style-type: none"><li>● <u>CCSS.ELA-LITERACY.RI.7.10</u></li><li>● <u>CCSS.ELA-LITERACY.RI.7.6</u></li><li>● <u>CCSS.ELA-LITERACY.SL.7.1</u></li><li>● <u>CCSS.ELA-LITERACY.L.7.2</u></li><li>● <u>CCSS.ELA-LITERACY.L.7.5</u></li><li>● <u>CCSS.ELA-LITERACY.RI.7.5</u></li></ul> <p>Reference: <a href="http://www.corestandards.org">http://www.corestandards.org</a></p>	<p><u>CCSS.ELA-LITERACY.SL.8.1</u> <u>CCSS.ELA-LITERACY.L.7.1</u> <u>CCSS.ELA-LITERACY.L.7.2.B</u> <u>CCSS.ELA-LITERACY.L.7.2</u> <u>CCSS.ELA-LITERACY.L.7.5</u> <u>CCSS.ELA-LITERACY.RI.7.5</u></p>

# Learning Target: 10/24/18

- **1st, 3rd, 4th, 5th, 6th Period:** I will learn how to write and respond to a two part question in my DWL. I will turn in my rubric for my major poetry writing project to demonstrate that I know expectations for this assignment. I will work on my figurative language study guide booklet that is due at the beginning of the class period on Wednesday.
- **2nd Period:** I will work on my pre-test of identifying complete/incomplete sentences. I will work on my writing in my DWL sheets to practice writing complete sentences. I will begin testing my knowledge of word usage by probe-testing my vocabulary/reading comprehension.
- **7th Period:** I will learn how to write and respond to a two part question in my DWL. I will work on my figurative language study guide booklet that is due at the beginning of the class period on Wednesday. I will use a search engine to assist in learning new figurative language words and explain the definition in my own writing followed by an example.

# DWL: 10/24/18 (WED)

## 1st, 3rd, 5th, 6th, 7th Period



**WEDNESDAY**

*Figurative* **LANGUAGE**

Definition:

---

---

---

---

Create an Example:

---

---

---

---

---

---

---

---

**CONSONANCE**



DWL: 10/24/18

**Directions:** For today's DWL, you will type the definition and create an example that shows how consonance works.

# DWL: 10/24/18 (WED)

## 2nd Period

WEDNESDAY



Explain the typo in the image above. Re-write the sign to make it correct.

---

---

---

---

DWL: 10/24/18

**Directions:** For today's DWL, you will answer the questions in one sentence each and explain in a second sentence.



3:00

# 2nd Period Classwork: 10/24/18 (WED)

## Directions for Class:

- **REMINDER: New Assigned Seats for Quarter 2**
- **New Class Codes for Quarter 2: Google Classroom**
- **Bell Ringer:** Language Arts DWL on DWL sheets
  - Whole Class Share
- **Rise & Shine: Reading Comprehension (Packet inside of binders)**
  - **Whole Class Practice “The Adventures of Reddy Fox”**
    - **R.A.C.E. Essay Together**
    - *Review elements of R.A.C.E. for on-demand writing and answer the writing prompt about the reading from yesterday’s lesson.*
  - **Independent Practice “Chief Joseph”**
    - **Read independently for ten minutes and complete answers**
      - **Review Whole Class**



# 1st, 3rd, 4th, 5th, 6th, 7th Period Classwork: 10/24/18 (WED)



- **Bell Ringer:** Language Arts DWL on DWL sheets
  - Whole Class Share
  - DWL for Quarter 2 is practicing typing. DWL will be turned in on Google Classroom.
- **ASBENT KIDS: FROM 10/22**
  - **POETRY POP QUIZ: TEN QUESTION OPEN NOTE QUIZ**
    - *Students will take a ten question open-note pop quiz to check understanding of new terms learned this past week on Google Classroom*
- **Finish Note-Taking Day 3: Form (5th Period)**
  - Students will take Cornell Notes over the forms in poetry. These forms will assist them in their quarter 2 poetry project in developing their own poems and reading poetry. Forms will cover Haiku, Couplet, Quatrain, etc.
- **TEACHER “Model” – Read & Analyze Poem Together: Whole Class Classwork on Google Classroom**
  - Review Homework for 1st Period & 6th Period by volunteers answering questions
    - *Those who didn’t do homework will have today only to receive half credit*
- **Partner Read: Maya Angelou “Still I Rise” and complete analysis**
  - <http://readwritspeakwithmsv.weebly.com/uploads/6/5/0/5/65050121/poetryanalysisworksheetsclosereadwithanypoem.pdf>
- **Review Expectations for Classwork Assignment tomorrow: Superhero Figurative Language**
  - Students jot down notes and brainstorm with their partners
  - Brainstorm model on whiteboard

# Thursday, October 25TH 2018

*“We don’t stop playing because we grow old; we grow old because we stop playing.”*

**– George Bernard Shaw**





# STANDARDS COVERED: 10/25/18

<b>7th Grade (2nd Period) (Mastery of 6th-8th Skills)</b>	<b>7th Grade (1st, 3rd, 4th, 5th, 6th Period) (Mastery of 7th Grade Skills)</b>	<b>7th Grade: Pre-AP (7th Period) (Mastery of 8th Grade Skills)</b>
<p><u>CCSS.ELA-LITERACY.L.7.2.B</u> <u>CCSS.ELA-LITERACY.L.7.2</u> <u>CCSS.ELA-LITERACY.W.6.5</u></p>	<ul style="list-style-type: none"><li>• <u>CCSS.ELA-LITERACY.RI.7.10</u></li><li>• <u>CCSS.ELA-LITERACY.RI.7.6</u></li><li>• <u>CCSS.ELA-LITERACY.SL.7.1</u></li><li>• <u>CCSS.ELA-LITERACY.L.7.2</u></li><li>• <u>CCSS.ELA-LITERACY.L.7.5</u></li><li>• <u>CCSS.ELA-LITERACY.RI.7.5</u></li></ul> <p>Reference: <a href="http://www.corestandards.org">http://www.corestandards.org</a></p>	<p><u>CCSS.ELA-LITERACY.SL.8.1</u> <u>CCSS.ELA-LITERACY.L.7.1</u> <u>CCSS.ELA-LITERACY.L.7.2.B</u> <u>CCSS.ELA-LITERACY.L.7.2</u> <u>CCSS.ELA-LITERACY.L.7.5</u> <u>CCSS.ELA-LITERACY.RI.7.5</u></p>


# Learning Target: 10/25/18

- **1st, 3rd, 4th, 5th, 6th Period:** I will learn how to write and respond to a two part question in my DWL. I will turn in my rubric for my major poetry writing project to demonstrate that I know expectations for this assignment. I will work on my figurative language study guide booklet that is due at the beginning of the class period on Wednesday.
- **2nd Period:** I will work on my pre-test of identifying complete/incomplete sentences. I will work on my writing in my DWL sheets to practice writing complete sentences. I will begin testing my knowledge of word usage by probe-testing my vocabulary/reading comprehension.
- **7th Period:** I will learn how to write and respond to a two part question in my DWL. I will work on my figurative language study guide booklet that is due at the beginning of the class period on Wednesday. I will use a search engine to assist in learning new figurative language words and explain the definition in my own writing followed by an example.

# 2nd Period Classwork: 10/25/18 (thurs)

## Directions for Class:

- Bell Ringer: Language Arts DWL on DWL sheets in their binders
- Reading Probe Testing: Day 1
  - Students will take their probe test today, three minute timed reading to check their vocabulary/reading comprehension. Mrs. Miles will administer the probe test.
- Dolphin Reading Passage: Have the students each get “be a better reader” book from the second period bookshelf. They will be reading aloud with Mrs. Miles p. 60-63 and completing their answers on the worksheet placed in their binder. If not finished, will finish on Tuesday.
- If time leftover, Practice Identifying Complete Sentences Using Game Posted to Google Classroom:
  - <https://www.turtlediary.com/game/identify-correct-punctuation.html>



# 1st, 3rd, 4th, 5th, 6th, 7th Period

## Classwork: 10/25/18 (Thurs)



- **Bell Ringer:** Language Arts DWL on DWL sheets
  - Pair & Share
  - Whole Class Share
  - DWL for Quarter 2 is practicing typing. DWL will be turned in on Google Classroom.
- **1ST, 3RD, 4TH, 5TH, 6TH, & 7TH PERIOD**
  - **SUPERHERO FIGURATIVE LANGUAGE PARTNER ASSIGNMENT** (if you don't finish today, fifteen minutes to finish on Monday before partner presentations to class)
    - <http://gsl.lethsd.ab.ca/documents/homework/Figurative-Language---Superhero-Assignment.pdf>
    - **Directions:** Students will work the entire period with their elbow partners creating a superhero or supervillain. The hero/villain will need to be labeled with 6 examples of figurative language, much like a diagram. For example, you may write “Arms as big as a Volkswagen Beetle (H)”, and draw a line to your hero's muscles.
      - Create hero/villain & label w/ 6 types of fig. language
      - Write one paragraph on the backside (4-6 sentences) that explains your character's story
      - Write a second paragraph on the backside (4-6 sentences) that explains your character's traits/characteristics (i.e. powers/weaknesses/personality)
      - Your last activity is to write a small jingle (between 4-6 lines) that would be sung at the beginning of a cartoon about your hero (using figurative language techniques). Example on next slide.

**Friday, October 26TH 2018**

*Happy Fun Friday & Spirit Day!*



# STANDARDS COVERED: 10/26/18

<b>7th Grade (2nd Period) (Mastery of 6th-8th Skills)</b>	<b>7th Grade (1st, 3rd, 4th, 5th, 6th Period) (Mastery of 7th Grade Skills)</b>	<b>7th Grade: Pre-AP (7th Period) (Mastery of 8th Grade Skills)</b>
<p><u>CCSS.ELA-LITERACY.L.7.2.B</u> <u>CCSS.ELA-LITERACY.L.7.2</u> <u>CCSS.ELA-LITERACY.W.6.5</u></p>	<ul style="list-style-type: none"><li>● <u>CCSS.ELA-LITERACY.RI.7.10</u></li><li>● <u>CCSS.ELA-LITERACY.RI.7.6</u></li><li>● <u>CCSS.ELA-LITERACY.SL.7.1</u></li><li>● <u>CCSS.ELA-LITERACY.L.7.2</u></li><li>● <u>CCSS.ELA-LITERACY.L.7.5</u></li><li>● <u>CCSS.ELA-LITERACY.RI.7.5</u></li></ul> <p>Reference: <a href="http://www.corestandards.org">http://www.corestandards.org</a></p>	<p><u>CCSS.ELA-LITERACY.SL.8.1</u> <u>CCSS.ELA-LITERACY.L.7.1</u> <u>CCSS.ELA-LITERACY.L.7.2.B</u> <u>CCSS.ELA-LITERACY.L.7.2</u> <u>CCSS.ELA-LITERACY.L.7.5</u> <u>CCSS.ELA-LITERACY.RI.7.5</u></p>

# Learning Target: 10/26/18

- **1st, 3rd, 4th, 5th, 6th Period:** I will learn how to write and respond to a two part question in my DWL. I will turn in my rubric for my major poetry writing project to demonstrate that I know expectations for this assignment. I will work on my figurative language study guide booklet that is due at the beginning of the class period on Wednesday.
- **2nd Period:** I will work on my pre-test of identifying complete/incomplete sentences. I will work on my writing in my DWL sheets to practice writing complete sentences. I will begin testing my knowledge of word usage by probe-testing my vocabulary/reading comprehension.
- **7th Period:** I will learn how to write and respond to a two part question in my DWL. I will work on my figurative language study guide booklet that is due at the beginning of the class period on Wednesday. I will use a search engine to assist in learning new figurative language words and explain the definition in my own writing followed by an example.

# 1st Period Classwork: 10/26/18 (Fri.)

- **1<sup>st</sup> Period:**
  - -Watch Broadcast: about 7 minutes
  - -Take Attendance: about 2 minutes
  - -Take up Dress Down money
  - -Prompt students to turn in their Red Ribbon entries to Mrs. Hatter
- **Watch these videos via Smartboard in order:**
  - 1 Think Before You Share 1:28
    - <https://www.youtube.com/watch?v=BcdZm3WAF4A>
  - 2 The Importance of Empathy 3:30
    - <https://www.youtube.com/watch?v=UzPMMSKfKZQ>
  - 3 Cyberbullying Basketball 9:38
    - <https://www.youtube.com/watch?v=jKA1KzwyhtU>
  - 4 The Bystander Effect 5:35
    - <https://www.youtube.com/watch?v=Wy6eUTLzcU>
  - 5 Bystanders Are King 9:38
    - <https://www.youtube.com/watch?v=mnKPEsbTo9s>





# 2nd Period Classwork: 10/26/18 (Fri.)

2<sup>nd</sup> period:

Send all basketball players & cheerleaders to the gym at 9AM

Play this video via Smartboard:

Be An Upstander – Prevent Bullying 4:00

<https://www.youtube.com/watch?v=eeqQCyQOCPg>

Students & Staff complete pledge online using their Chromebook

<https://kycss.org/sswpledge/index.php>

Once they have completed the online pledge, have them click on the *print certificate* icon & leave it on the screen until you give them the red bracelet (that will be in your mailboxes) and then they can clear the screen.

\*We are not actually printing certificates. Seeing it confirms you did it.

\*Encourage them to have their parents/guardians complete it at home using their Chromebook.



# 3rd, 4th, & 5th Period Classwork: 10/26/18 (Fri.)

9:20AM - We'll begin dismissing grade levels to the gym for the Pep Rally. Pep Rally will go until about 11:00AM. After the Pep Rally we'll return to 2<sup>nd</sup> period for students to get their belongings and dismiss to 5<sup>th</sup> period at the sound of the bell.

3<sup>rd</sup> & 4<sup>th</sup> - You will NOT see your 3<sup>rd</sup> & 4<sup>th</sup> period classes!

**\*\*5th period** – You will have your 5th period students. Have them go to their lockers to get everything to go home with when the bell dismisses for 6th period.

- **5th Period Activity: CNN Ten Student News**
  - **Fast Facts Friday: Type five facts from the video, current events, and share before going to lunch.**
  - <https://www.cnn.com/cnn10>
  - **Turn in DWL & prepare for dismissal**



# 6th Period Classwork: 10/26/18 (Fri.)

- **6th period:** A short activity to do prior to releasing for FUN FRIDAY at 1PM.
  - **Activity:**
  - **After FUN FRIDAY**, students will return to 6th period classes and wait to be dismissed for buses, etc.
  - **CNN Ten Student News**
    - <https://www.cnn.com/cnn10>
  - **HOLD** all students going to the DANCE until walkers are called.



# Monday, October 29TH 2018

**“Be stupid, be dumb, be funny, if that's who you are. Don't try to be someone that society wants you to be; that's stupid. So be yourself.”**

**By: Christina Grimmie**



# Learning Target: 10/29/18

- **1st, 3rd, 4th, 5th, 6th Period:** I will complete my DWL by typing my response using complete sentences on Google Classroom. I will work with my elbow partner for 20 minutes to complete our figurative language superhero/supervillain. I will participate in a Gallery Walk to identify one type of figurative language used (metaphor, onomatopoeia, simile, hyperbole, alliteration, etc.) I will complete my in-class analysis of “Still I Rise” and turn in.
- **2nd Period:** I will work on my DWL inside of my binders to practice using complete sentences and work on my penmanship. I will finish reading aloud with Mrs. Clark & Mrs. Miles “Chief Joseph”. I will practice using R.A.C.E. strategies to respond to answer constructive response questions in complete sentences.
- **7th Period:** I will complete my DWL by typing my response using complete sentences on Google Classroom. I will work with my elbow partner for 20 minutes to complete our figurative language superhero/supervillain. I will participate in a Gallery Walk to identify one type of figurative language used (metaphor, onomatopoeia, simile, hyperbole, alliteration, etc.) I will complete my in-class analysis of “Still I Rise” and turn in.

# STANDARDS COVERED: MON., 10/29/18

<b>7th Grade (2nd Period) (Mastery of 6th-8th Skills)</b>	<b>7th Grade (1st, 3rd, 4th, 5th, 6th Period) (Mastery of 7th Grade Skills)</b>	<b>7th Grade: Pre-AP (7th Period) (Mastery of 8th Grade Skills)</b>
<ul style="list-style-type: none"><li>● <a href="#">CCSS.ELA-LITERACY.W.7.10</a> (On Demand Writing)</li><li>● <a href="#">CCSS.ELA-LITERACY.L.7.2</a> (Using correct grammar)</li><li>● <a href="#">CCSS.ELA-LITERACY.L.7.6</a> (Using grade appropriate words in writing to form a complete sentence)</li></ul>	<ul style="list-style-type: none"><li>● <a href="#">CCSS.ELA-LITERACY.W.7.10</a> (On Demand Writing)</li><li>● <a href="#">CCSS.ELA-LITERACY.RL.7.4</a> (Figurative Language Usage)</li><li>● <a href="#">CCSS.ELA-LITERACY.L.7.5</a> (Demonstrates understanding of Figurative Language in words)</li></ul> <p>Reference: <a href="http://www.corestandards.org">http://www.corestandards.org</a></p>	<ul style="list-style-type: none"><li>● <a href="#">CCSS.ELA-LITERACY.W.7.10</a> (On Demand Writing)</li><li>● <a href="#">CCSS.ELA-LITERACY.RL.7.4</a> (Figurative Language Usage)</li><li>● <a href="#">CCSS.ELA-LITERACY.L.7.5</a> (Demonstrates understanding of Figurative Language in words)</li></ul>

# 1st, 3rd, 4th, 5th, & 6th Period

## Classwork: 10/29/18 (Mon.)

- **DWL:** Complete DWL by typing on Google Classroom your response to today's prompt.
- **Complete Figurative Language Characters:**
  - 20 Minutes in Class w/ Elbow Partners- Complete your figurative language superhero/supervillain characters in class.
  - *(4th, 5th, 6th, & 7th Period: Assigned for Homework from Sub Confusion due tomorrow)*
- **Gallery Walk: Figurative Language Characters**
  - Students will have three minutes to walk around the room and write down one example of figurative language used per character. They need to write in their journals examples of “onomatopoeia, hyperbole, simile, metaphor, etc.”
  - Discuss Examples

# 2nd Period Classwork: 10/29/18 (Mon.)

## Reading Strategies:

- **Binder DWL:** Complete DWL by writing on your sheet in your binder to Monday's response.
  - I will work on my DWL inside of my binders to practice using complete sentences and work on my penmanship.
- **Read Aloud: "Chief Joseph"**
  - I will finish reading aloud with Mrs. Clark & Mrs. Miles "Chief Joseph". I will practice using R.A.C.E. strategies to respond to answer constructive response questions in complete sentences.
- **Figurative Language Quest Practice**
  - @ End of Class with Extra Time
  - Interactive Online Game Practice Identifying Figurative Language Types in Sentences (link on Google Classroom)





# DWL: 10/29/18 (MON)

## 1st, 3rd, 5th, 6th, 7th Period



MONDAY

## FAMOUS INSPIRATION

Read and respond to the quote. Do you agree or disagree with the quote? How can the quote relate to or impact YOUR life?

---

---

---

---

---

---

---

---

---

---

---

---

---

---

---

---

---

---

---


---

---

---

---

---



In three words I can sum up everything I've learned about life: it goes on." –**Robert Frost**

DWL: 10/29/18

**Directions:** For today's DWL, you will type if you agree/disagree and explain with a connection statement (because...)



# DWL: 10/29/18 (Mon)

## 2nd Period

MONDAY

Write a short narrative including EACH of the following words. Be sure to use imagery to describe the atmosphere, tone, mood, and experience.

PRESIDENT \* FLOWERS \* WHITE HOUSE \* HIGH HEELS

---

---

---

---

---

---

---

---

---

---

DWL: 10/29/18

**Directions:** For today's DWL, you will USE EACH WORD to create a short narrative (make up an experience in 1st person point of view)



# Tuesday, October 30TH 2018

**“Be stupid, be dumb, be funny, if that's who you are. Don't try to be someone that society wants you to be; that's stupid. So be yourself.”**

**By: Christina Grimmie**



# Learning Target: 10/30/18

- **1st, 3rd, 4th, 5th, 6th Period:** I will complete my DWL by typing my response using complete sentences on Google Classroom. I will read aloud Emily Dickinson's two poems. I will spend ten minutes with my elbow partner answering questions and completing the analysis of Dickinson's work. I will whole class share my partner and I's findings and add corrections to our own work.
  - *5th Period: I will self-edit my own work on my previous Figurative Language test and explain why the sentence that uses figurative language is the type of figurative language stated. "I know that this is a simile because..."*
- **2nd Period:** I will work on my DWL inside of my binders to practice using complete sentences and work on my penmanship. I will finish reading aloud with Mrs. Clark & Mrs. Miles "Dolphin". I will practice using R.A.C.E. strategies to respond to answer constructive response questions in complete sentences.
- **7th Period:** I will complete my DWL by typing my response using complete sentences on Google Classroom. I will read aloud Emily Dickinson's two poems. I will spend ten minutes with my elbow partner answering questions and completing the analysis of Dickinson's work. I will whole class share my partner and I's findings and add corrections to our own work.

# STANDARDS COVERED: TUES, 10/30/18

<b>7th Grade (2nd Period) (Mastery of 6th-8th Skills)</b>	<b>7th Grade (1st, 3rd, 4th, 5th, 6th Period) (Mastery of 7th Grade Skills)</b>	<b>7th Grade: Pre-AP (7th Period) (Mastery of 8th Grade Skills)</b>
<ul style="list-style-type: none"><li>● <a href="#">CCSS.ELA-LITERACY.W.7.10</a> (On Demand Writing)</li><li>● <a href="#">CCSS.ELA-LITERACY.L.7.2</a> (Using correct grammar)</li><li>● <a href="#">CCSS.ELA-LITERACY.L.7.6</a> (Using grade appropriate words in writing to form a complete sentence)</li></ul>	<ul style="list-style-type: none"><li>● <a href="#">CCSS.ELA-LITERACY.W.7.10</a> (On Demand Writing)</li><li>● <a href="#">CCSS.ELA-LITERACY.RL.7.4</a> (Figurative Language Usage)</li><li>● <a href="#">CCSS.ELA-LITERACY.L.7.5</a> (Demonstrates understanding of Figurative Language in words)</li></ul> <p>Reference: <a href="http://www.corestandards.org">http://www.corestandards.org</a></p>	<ul style="list-style-type: none"><li>● <a href="#">CCSS.ELA-LITERACY.W.7.10</a> (On Demand Writing)</li><li>● <a href="#">CCSS.ELA-LITERACY.RL.7.4</a> (Figurative Language Usage)</li><li>● <a href="#">CCSS.ELA-LITERACY.L.7.5</a> (Demonstrates understanding of Figurative Language in words)</li></ul>

# 1st, 3rd, 4th, 5th, & 6th Period


## Classwork: 10/30/18 (Tues.)

- **DWL:** Complete DWL by typing on Google Classroom your response to today's prompt.
- 4th, 5th, 6th, & 7th Period: Gallery Walk of Figurative Language Superheroes
  - Whole Class Discussion: What types of figurative language did you write down in your journals.
- **5th Period: Redo Figurative Language Tests**
  - Students in 5th period will redo their ten question test by using their cheat sheets to make corrections to their mistakes and by explaining why each sentence is the figurative language that it is.
    - EX: "I know that this is a simile because it uses "like" or "as" to compare two nouns.
- **(1st-6th Period): \*\*Complete Analysis of Still I Rise Whole Class & Turn In**
- **Emily Dickinson Poems Read Aloud (Whole Class) & Analyze w/ Elbow Partner (handout in class)**
  - **Whole Class Read Aloud of Both Poems**
  - **10 Minutes:** Read & Analyze poem using cheat sheet inside of journals to help
    - Begin working on analysis worksheet of this poem and answer questions using complete sentences of this poem.
  - **10 Minutes:** Whole Share and Interpret Poems
    - Students will review whole class their work and add corrections as needed
    - Answers modeled on SmartBoard
  - **Turn In:** Turn in work for quick classwork grade

# 2nd Period Classwork: 10/30/18 (Tues.)

## Reading Strategies:

- **Binder DWL:** Complete DWL by writing on your sheet in your binder to Monday's response.
  - I will work on my DWL inside of my binders to practice using complete sentences and work on my penmanship.
- **Read Aloud: "Dolphin Story"**
  - I will finish reading aloud with Mrs. Clark & Mrs. Miles "Dolphin". I will practice using R.A.C.E. strategies to respond to answer constructive response questions in complete sentences.
  - I will review whole class my answers and check/self-edit my work in red pen.
- **Figurative Language Quest Practice**
  - @ End of Class with Extra Time
  - Interactive Online Game Practice Identifying Figurative Language Types in Sentences (link on Google Classroom)



# DWL: 10/30/18 (TUES)

## 1st, 3rd, 5th, 6th, 7th Period

### TUESDAY

#### WORD OF THE WEEK

GERRYMANDER

Part of Speech: \_\_\_\_\_

Definition: \_\_\_\_\_

\_\_\_\_\_

\_\_\_\_\_

\_\_\_\_\_

Sentence: \_\_\_\_\_

\_\_\_\_\_

\_\_\_\_\_

\_\_\_\_\_



DWL: 10/30/18

Directions: For today's DWL, you will type your word of the week (W.O.W.) and its part of speech, definition, and use that word in a sentence.



# DWL: 10/30/18 (Tues)

## 2nd Period

DWL: 10/30/18

**Directions:** For today's DWL, you will agree/disagree and explain why (2 sentences).

### TUESDAY

"INTELLECTUAL GROWTH SHOULD COMMENCE AT BIRTH AND CEASE ONLY AT DEATH."

-ALBERT EINSTEIN

Do you agree or disagree with this quote?  
Explain your reasoning below.

---

---

---

---

---


---

---

---

---

---



# Wednesday, October 31st 2018

**“Be stupid, be dumb, be funny, if that's who you are. Don't try to be someone that society wants you to be; that's stupid. So be yourself.”**

**By: Christina Grimmie**



# Learning Target: 10/31/18


- **1st, 3rd, 4th, 5th, 6th Period:** I will complete my DWL by typing my response using complete sentences on Google Classroom. I will listen to the audio of the poem “Cask of Amontillado” by Edgar Allan Poe and answer questions of the story within the poem. I will interpret how language creates tone/mood. I will find sentences where figurative language is used and identify the type being used. I will interpret the old English language and translate it to today’s times. I will create a mask and take my mask home to show I understand what to wear at a masquerade.
- **2nd Period:** I will work on my DWL inside of my binders to practice using complete sentences and work on my penmanship. I will read aloud the scary story
- **7th Period:** I will complete my DWL by typing my response using complete sentences on Google Classroom. I will listen to the audio of the poem “Cask of Amontillado” by Edgar Allan Poe and answer questions of the story within the poem. I will interpret how language creates tone/mood. I will find sentences where figurative language is used and identify the type being used. I will interpret the old English language and translate it to today’s times. I will create a mask and take my mask home to show I understand what to wear at a masquerade.

# STANDARDS COVERED: Wed, 10/31/18

7th Grade (2nd Period) (Mastery of 6th-8th Skills)	7th Grade (1st, 3rd, 4th, 5th, 6th Period) (Mastery of 7th Grade Skills)	7th Grade: Pre-AP (7th Period) (Mastery of 8th Grade Skills)
<ul style="list-style-type: none"><li>● <a href="#">CCSS.ELA-LITERACY.W.7.10</a> (On Demand Writing)</li><li>● <a href="#">CCSS.ELA-LITERACY.L.7.2</a> (Using correct grammar)</li><li>● <a href="#">CCSS.ELA-LITERACY.L.7.6</a> (Using grade appropriate words in writing to form a complete sentence)</li><li>● <a href="#">CCSS.ELA-LITERACY.RL.7.10</a> (read complexity of text 6-8)</li></ul>	<ul style="list-style-type: none"><li>● <a href="#">CCSS.ELA-LITERACY.W.7.10</a> (On Demand Writing)</li><li>● <a href="#">CCSS.ELA-LITERACY.RL.7.4</a> (Figurative Language Usage)</li><li>● <a href="#">CCSS.ELA-LITERACY.L.7.5</a> (Demonstrates understanding of Figurative Language in words)</li><li>● <a href="#">CCSS.ELA-LITERACY.L.7.5</a> (how to understand unfamiliar words)</li><li>● <a href="#">CCSS.ELA-LITERACY.L.8.4</a> (determine meaning of unknown words)</li></ul> <p>Reference: <a href="http://www.corestandards.org">http://www.corestandards.org</a></p>	<ul style="list-style-type: none"><li>● <a href="#">CCSS.ELA-LITERACY.W.7.10</a> (On Demand Writing)</li><li>● <a href="#">CCSS.ELA-LITERACY.RL.7.4</a> (Figurative Language Usage)</li><li>● <a href="#">CCSS.ELA-LITERACY.L.7.5</a> (Demonstrates understanding of Figurative Language in words)</li><li>● <a href="#">CCSS.ELA-LITERACY.L.7.5</a> (how to understand unfamiliar words)</li><li>● <a href="#">CCSS.ELA-LITERACY.L.8.4</a> (determine meaning of unknown words)</li></ul>

# 1st, 3rd, 4th, 5th, & 6th Period Classwork: 10/31/18 (WED.)

- **DWL:** Complete DWL by typing on Google Classroom your response to today's prompt.
  - Whole Class Share
- **Read "Cask of Amontillado"**
  - **Background Information of Cask of Amontillado: Edward Rowe Snow**
    - *The Story Behind the Cask of Amontillado*
  - **Analyze by Answering Questions:** I will listen to the audio of the poem "Cask of Amontillado" by Edgar Allan Poe, read with a partner, or read aloud in class the poem. I will create a Venn Diagram comparing the real life story to Edgar Allan Poe's poem/story in my journal.
  - **(Did not finish)Creation:** I will create a mask and take my mask home to show I understand what to wear at a masquerade during Carnival.



# 2nd Period Classwork: 10/31/18 (WED)

## Reading Strategies:

- **Binder DWL:** Complete DWL by writing on your sheet in your binder to Wednesday's response.
  - I will work on my DWL inside of my binders to practice using complete sentences and work on my penmanship.
- **Read Aloud: "The Run"**
  - I will finish listening to the read aloud with Mrs. Clark & Mrs. Miles "The Run". I will practice using R.A.C.E. strategies to respond to answer constructive response questions in complete sentences.
  - I will review whole class my answers and check/self-edit my work in red pen.
- **Figurative Language Quest Practice**
  - @ End of Class with Extra Time
  - Interactive Online Game Practice Identifying Figurative Language Types in Sentences (link on Google Classroom)



# DWL: 10/31/18 (WED)

## 1st, 3rd, 5th, 6th, 7th Period

WEDNESDAY

### *Figurative* LANGUAGE

Definition:

---

---

---

---

Create an Example:

---

---

---

---

METONYMY



DWL: 10/31/18

Directions: For today's DWL, you will type your figurative language word of the week, define it, and create an example that shows how this figurative language would look in a sentence.


# DWL: 10/31/18 (WED)

## 2nd Period

DWL: 10/30/18

Directions: For today's DWL, you will read the prompt and answer the prompt with an explanatory transition (I think so because...)

### WEDNESDAY



How has social media changed our communication skills as a society?

---

---













---

---





# OCTOBER 2018

<i>Sun</i>	<i>Mon</i>	<i>Tue</i>	<i>Wed</i>	<i>Thu</i>	<i>Fri</i>	<i>Sat</i>
	1	2	3	4	5	6
7	8	9	10	11	12	13
14	15 	16 	17 	18 	19 	20
21	22 	23 	24 	25 	26 	27
28	29 	30 	31 